



Steel Overlay Carriage shown in design 34, black with optional stockton window designs, plain glass, and spade hardware.

STEEL OVERLAY CARRIAGE HOUSE








Steel Overlay Carriage shown in design 34, sandstone with optional arched stockton window designs, plain glass, and wrought iron hardware.



Steel Overlay Carriage shown in design 11, almond with optional arched stockton window designs, plain glass, and wrought iron hardware.

Model Comparison Chart

	BETTER	BEST
Panel Style / Model Number³		
Overlay Carriage House	5300	5600
Overlay Material	XPS [Extruded Polystyrene] composite overlay face boards	
Section Construction	2.5in. Thick - 2-Sided Steel	
Section Material	Heavy Duty / 27 ² Ga. Steel	
Insulation Type	Polystyrene	Polyurethane
		
 Thermal Rating	R-10.29 	U-Factor .19 / R-17.54 
Personalizing Options		
Colors¹	•	•
2-Tone Colors⁴	•	•
Windows	•	•
Faux Windows	•	•
Glass	•	•
Decorative Hardware	•	•
Warranty⁵	Limited Lifetime Warranty	

1 Refer to your local C.H.I. Dealer for exact color match. 2 Lower steel gauge [ga.] number indicates stronger steel. 3 Model number indicates design and window style. 4 Overlay boards are always white for a 2-tone design. 5 Extreme heat and sun exposure on black overlay doors may cause accelerated degradation of the overlay door and is not recommended for extreme heat and sun areas. Such exposure will be excluded from the product warranty. For additional details, contact your local C.H.I. dealer.



Section Detail

XPS composite overlay face boards are laminated to wood-grained steel sections using high performance adhesives, then factory finished in one or two-toned options.

Personalizing Options For all options see page 14.

COLORS¹



White Almond Sandstone Bronze Black⁵

2-TONE COLORS⁴



White / Almond White / Sandstone White / Bronze

DECORATIVE HARDWARE - PERMANENT



Spade

Wrought Iron



Barcelona 1

Barcelona 2



SECTIONS **Limited Lifetime** OVERLAYS **3 Years** SPRINGS **3 Years** HARDWARE **6 Years**



WANT TO SEE MORE?

Visit chiohd.com/overlay-carriage-house



Wood Overlay Carriage shown in design 32, cedar, field stained with optional madison window designs and seeded glass.

WOOD OVERLAY CARRIAGE HOUSE






Wood Overlay Carriage shown in design 32, cedar, field stained with optional madison window designs and plain glass.



Wood Overlay Carriage shown in design 31A, cedar, field stained with optional wrought iron handles.

Model Comparison Chart

	BETTER	BEST
Panel Style / Model Number³		
Overlay Carriage House	5400	5700
Overlay Material	Western Red Cedar or Fijian Mahogany	
Section Construction	2.5in. Thick - 2-Sided Steel	
Section Material	Heavy Duty / 27 ² Ga. Steel	
Insulation Type	Polystyrene	Polyurethane
		
 Thermal Rating	R-10.78 	U-Factor .19 /R-18.03 
Personalizing Options		
Wood¹	•	•
Windows	•	•
Faux Windows	•	•
Glass	•	•
Decorative Hardware	•	•
Warranty	Limited Lifetime Warranty	

1 Refer to your local C.H.I. Dealer for exact woodtype match. 2 Lower steel gauge [ga.] number indicates stronger steel. 3 Model number indicates design and window style.



Pictured above: Door design 11A shown in cedar.

Picture left: Section detail design 34 shown in cedar.

Section Detail

Manufactured unfinished for field painting or staining, the wide tongue-and-groove, smooth wood overlay face boards are laminated to wood-grained steel sections with high performance adhesives.



Personalizing Options For all options see page 14.

WOOD¹



Cedar



Mahogany

DECORATIVE HARDWARE - PERMANENT



Spade



Wrought Iron



Barcelona 1



Barcelona 2

FIELD FINISHING



Unfinished wood doors must be finished prior to installation to maintain warranty coverage.



SECTIONS
Limited Lifetime

OVERLAYS
1 Year

SPRINGS
3 Years

HARDWARE
6 Years



WANT TO SEE MORE?

Visit chiohd.com/overlay-carriage-house



Fiberglass Overlay Carriage shown in design 30, white with optional 4 piece arched stockton window designs and tinted glass.

FIBERGLASS OVERLAY CARRIAGE HOUSE







Fiberglass Overlay Carriage shown in design 34, white with optional stockton window designs, tinted glass, and wrought iron hardware.



Fiberglass Overlay Carriage shown in design 31, sandstone with optional arched stockton window designs and tinted glass.


Model Comparison Chart

BETTER		BEST
Panel Style / Model Number³		
Overlay Carriage House	5500	5800
Overlay Material	Fiberglass beadboard with XPS [Extruded Polystyrene] composite overlay face boards	
Section Construction	2.5in. Thick - 2-Sided Steel	
Section Material	Heavy Duty / 27 ² Ga. Steel	
Insulation Type	Polystyrene	Polyurethane
		
Thermal Rating	R-10.67 	U-Factor .19 / R-17.92 
Personalizing Options		
Colors¹	•	•
Windows	•	•
Faux Windows	•	•
Glass	•	•
Decorative Hardware	•	•
Warranty	Limited Lifetime Warranty	

¹ Refer to your local C.H.I. Dealer for exact color match. ² Lower steel gauge [ga.] number indicates stronger steel. ³ Model number indicates design and window style.

Section Detail

Impact-resistant fiberglass beadboard and XPS composite overlay face boards are laminated to wood-grained steel sections with high performance adhesives, then factory finished.



Pictured above: Door design 34 shown in sandstone.
Picture left: Section detail design 35 shown in white.

Personalizing Options For all options see page14.

COLORS¹



White

Almond

Sandstone

Bronze


DECORATIVE HARDWARE - PERMANENT



Spade



Wrought Iron



Barcelona 1



Barcelona 2



SECTIONS
Limited Lifetime

OVERLAYS
3 Years

SPRINGS
3 Years

HARDWARE
6 Years



WANT TO SEE MORE?

Visit chiohd.com/overlay-carriage-house



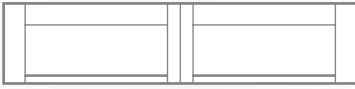
Shoreline shown in walnut accents woodtones with optional spade hardware.

PERSONALIZING OPTIONS

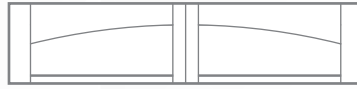
We offer a variety of personalizing options to help your home stand out in your neighborhood. After choosing your door's style and color, add glass, window designs, or hardware to dramatically change the overall look of your door and add to your home's appeal.

Not all options shown are available with every style.

TOP SECTION DESIGNS

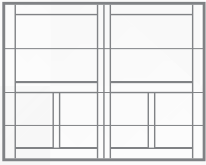


Squared Top

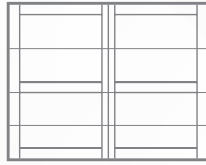


Arched Top

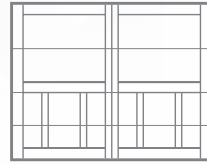
DESIGNS



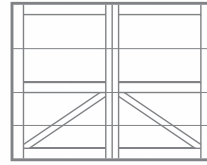
10



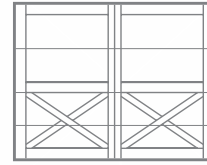
11



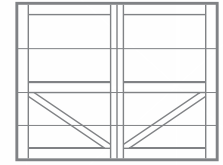
12



13



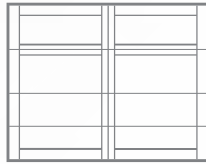
14



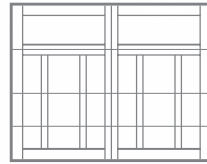
15



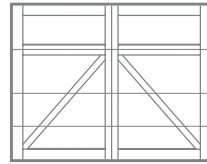
30



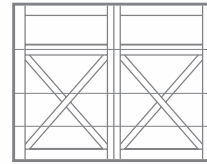
31



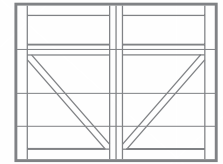
32



33




34




35

Overlay Steel and Fiberglass **COLORS¹**



White




Almond



Sandstone



Bronze



Black [Steel only]

Overlay Steel **2-TONE COLORS²**



White / Almond



White / Sandstone



White / Bronze

Overlay Wood **WOOD¹**



Cedar



Mahogany

Shoreline **ACCENTS WOODTONES¹**



Walnut



Driftwood



Cedar



Dark Oak


Shoreline **2-TONE ACCENTS WOODTONES³**




Black / Walnut



Black / Driftwood



Black / Cedar



Black / Dark Oak

¹ Refer to your local C.H.I. Dealer for exact color, woodtones, and woodtype match.


² Overlay face boards are always white for a 2-tone design.

³ Overlay face boards are always black for a 2-tone design.

GLASS




Plain available as single pane Polycarbonate




Obscure



Tinted



Rain Glass **COMING 2025**



Frosted



Seeded

WINDOW DESIGNS 27in to 51in x 17in

Single Square Tops			
Single Arched Tops			
Double Square Tops			
Double Arched Tops			
	Plain	Stockton	Madison

DECORATIVE HARDWARE



Spade



Wrought Iron



Barcelona 1



Barcelona 2



WANT TO SEE MORE?
Visit chiohd.com/carriage-collection

DOORVISIONS

See your door before you buy it! Scan the QR code or go to doorvisions.chiohd.com

